

4

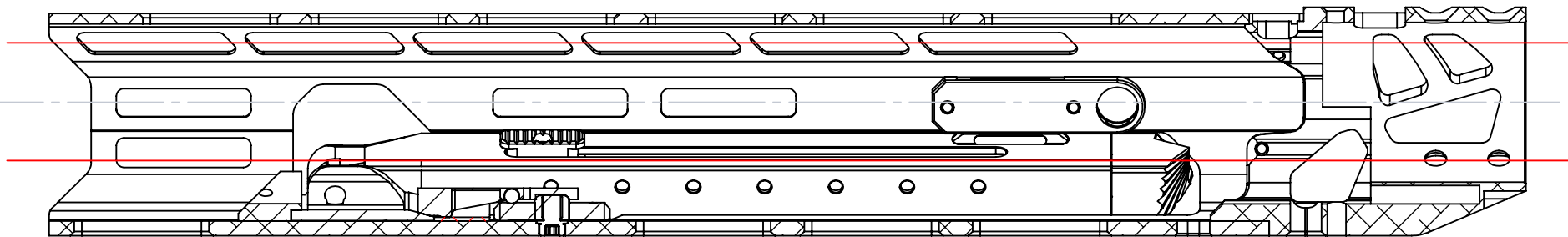
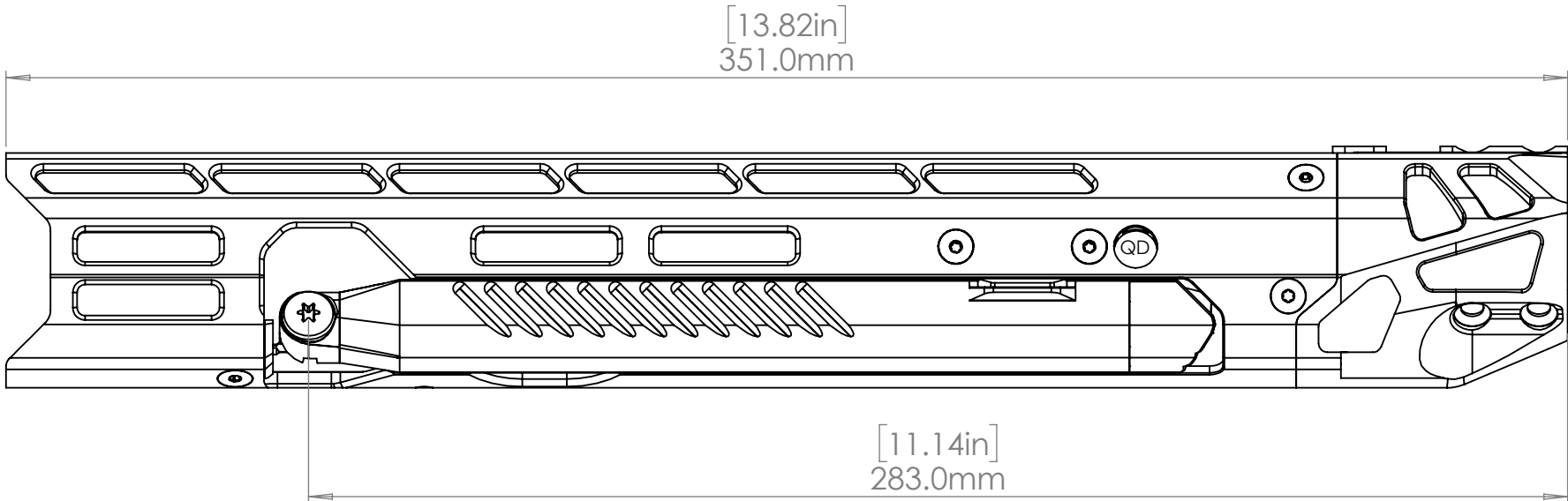
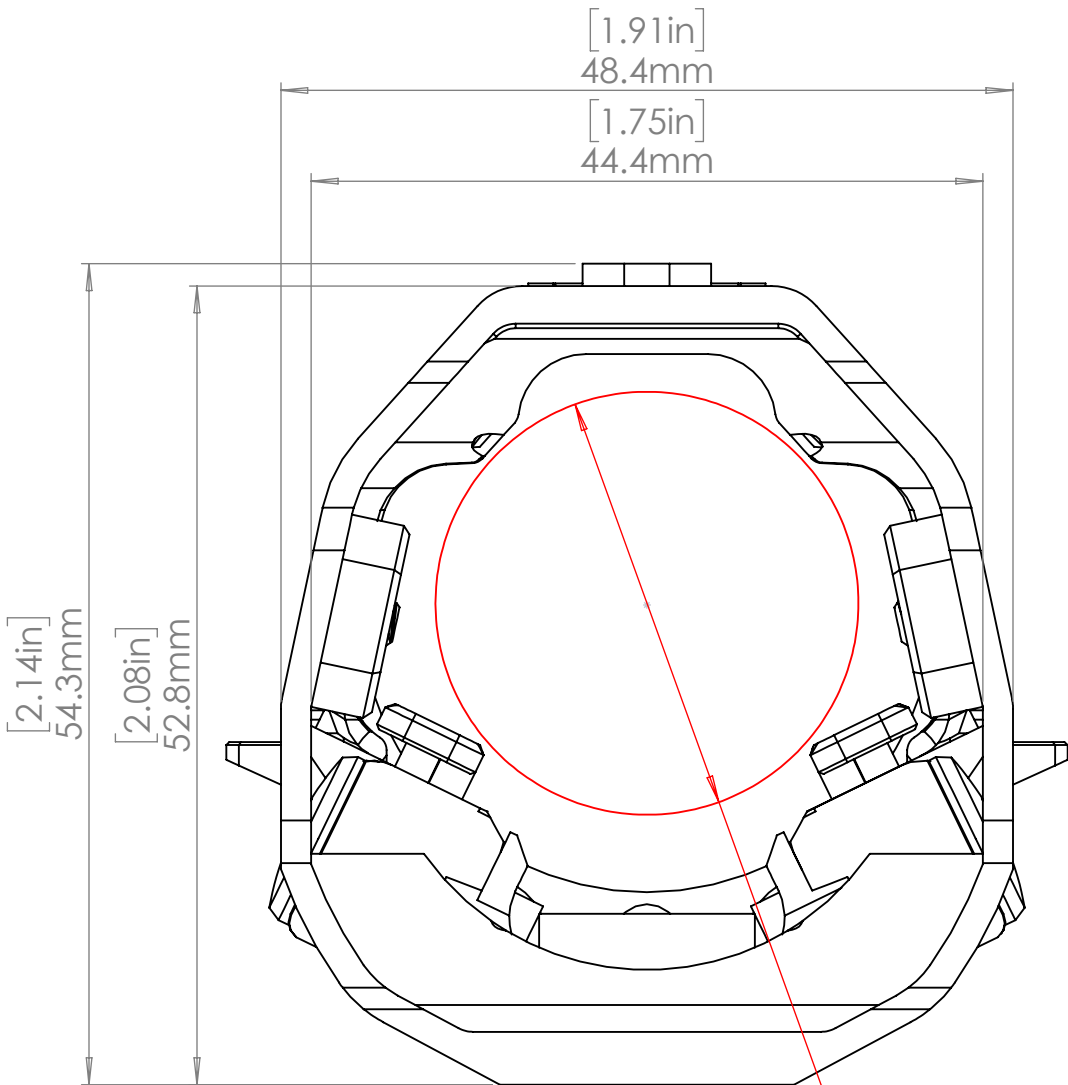
3

2

1

ANGLED M-LOK SLOTS M-LOK ACCESSORY COMPATIBLE

B



[1.10in]
Ø 28.0mm
INSTALLATION CLEARANCE

B

A

SIG CROSS BIPOD

PROPRIETARY AND CONFIDENTIAL
THE INFORMATION CONTAINED IN THIS
DRAWING IS THE SOLE PROPERTY OF
BLK LBL CORP. ANY
REPRODUCTION IN PART OR AS A WHOLE
WITHOUT THE WRITTEN PERMISSION OF
BLK LBL CORP. IS PROHIBITED.

		UNLESS OTHERWISE SPECIFIED: DIMENSIONS ARE IN MILLIMETERS TOLERANCES: ANGULAR: ± 0.1 LINEAR: X ±0.1 X.X ±0.075 X.XX ±0.05		NAME	DATE
			DRAWN		09/04/24
			CHECKED		
			ENG APPR.		
		INTERPRET GEOMETRIC TOLERANCING PER: MATERIAL	MFG APPR.		
			Q.A.		
			COMMENTS:		
NEXT ASSY	USED ON	FINISH			
APPLICATION		DO NOT SCALE DRAWING			

BLK LBL

TITLE: OVERALL LENGTH AND
INSTALLATION CLEARANCE

SIZE	DWG. NO.	REV
------	----------	-----

SCALE: 2:3	502 GRAMS	SHEET 1 OF 2
------------	-----------	--------------

4

3

2

1

4

3

2

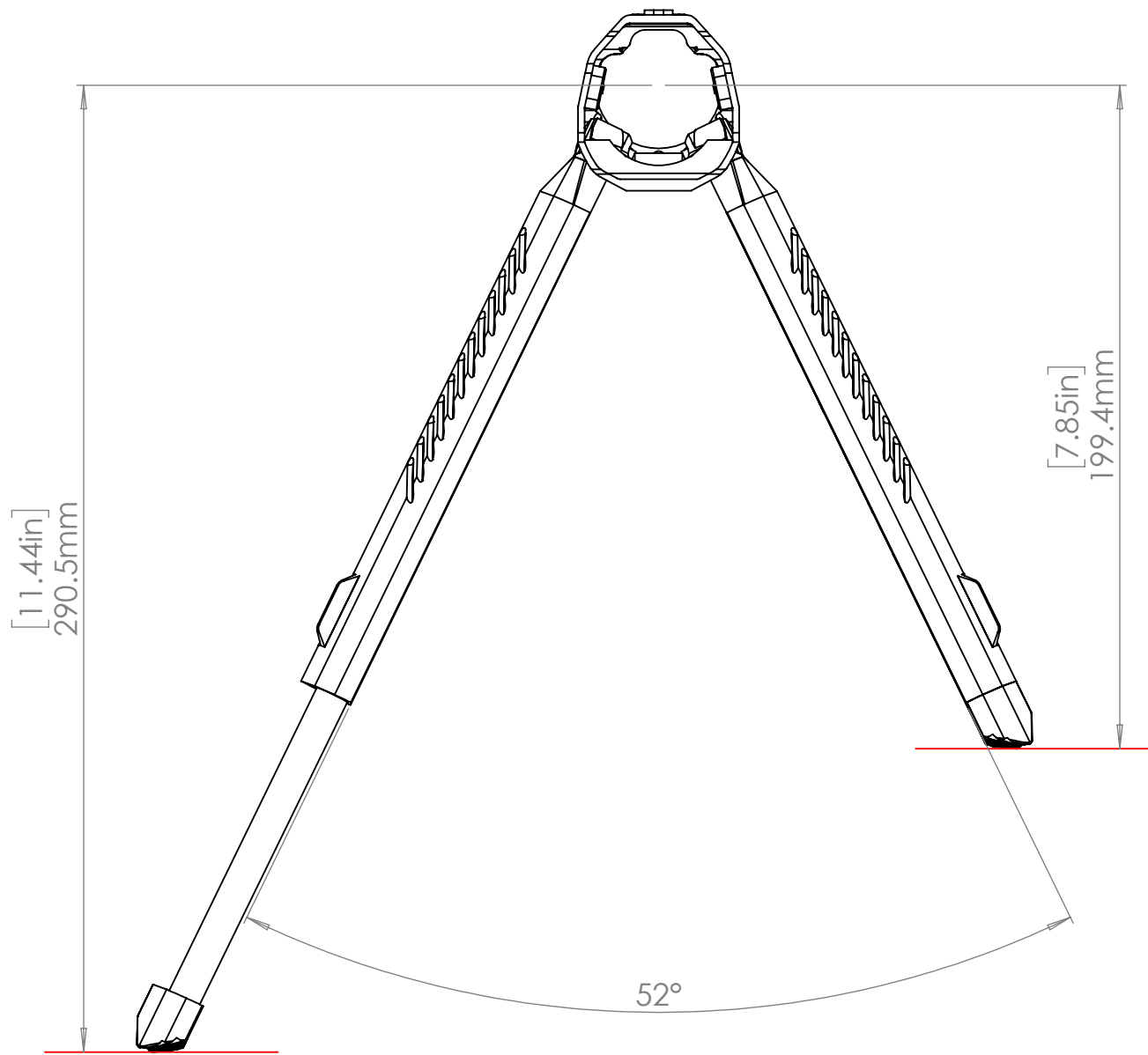
1

B

B

A

A



SIG CROSS BIPOD

PROPRIETARY AND CONFIDENTIAL
THE INFORMATION CONTAINED IN THIS
DRAWING IS THE SOLE PROPERTY OF
BLK LBL CORP. ANY
REPRODUCTION IN PART OR AS A WHOLE
WITHOUT THE WRITTEN PERMISSION OF
BLK LBL CORP. IS PROHIBITED.

		UNLESS OTHERWISE SPECIFIED: DIMENSIONS ARE IN MILLIMETERS TOLERANCES: ANGULAR: ± 0.1 LINEAR: X ±0.1 X.X ±0.075 X.XX ±0.05		NAME	DATE	BLK LBL TITLE: DEPLOYED LEG DIMENSIONS	
			DRAWN		09/04/24		
			CHECKED				
			ENG APPR.				
		INTERPRET GEOMETRIC TOLERANCING PER:	MFG APPR.			SIZE DWG. NO. REV	
			Q.A.				
NEXT ASSY	USED ON	MATERIAL	COMMENTS:			SCALE: 1:2 502 GRAMS SHEET 2 OF 2	
APPLICATION		FINISH					
		DO NOT SCALE DRAWING					