

4

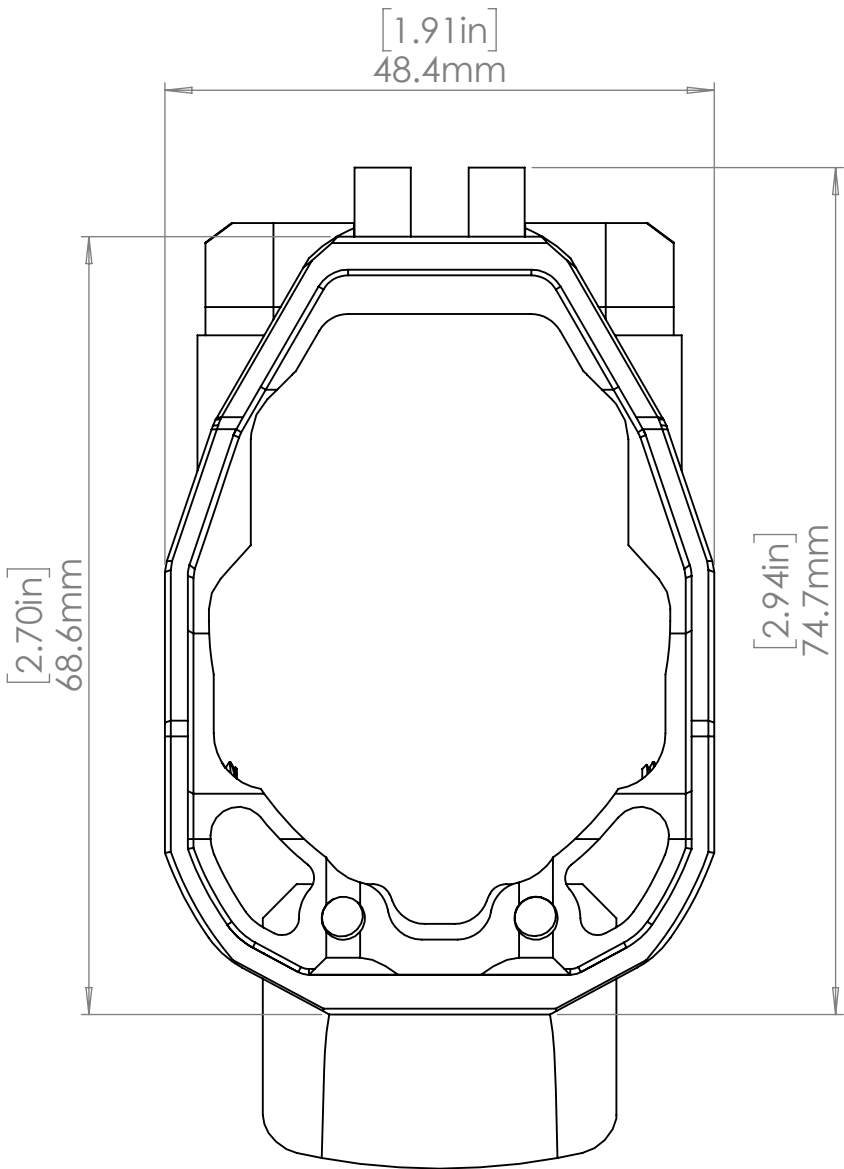
3

2

1

ANGLED M-LOK SLOTS M-LOK ACCESSORY COMPATIBLE

B



A

PRODUCT	MASS (g)
SHORT HANDGUARD	240
LONG HANDGUARD	275

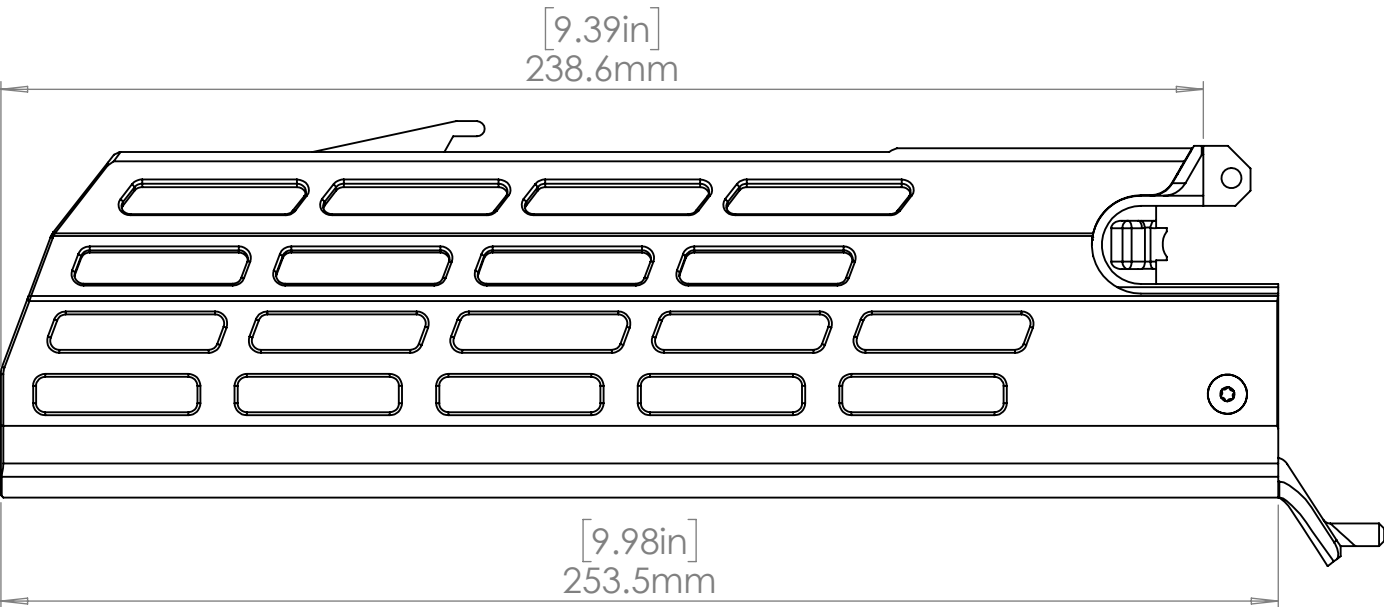
X95 V3 HANDGUARDS

4

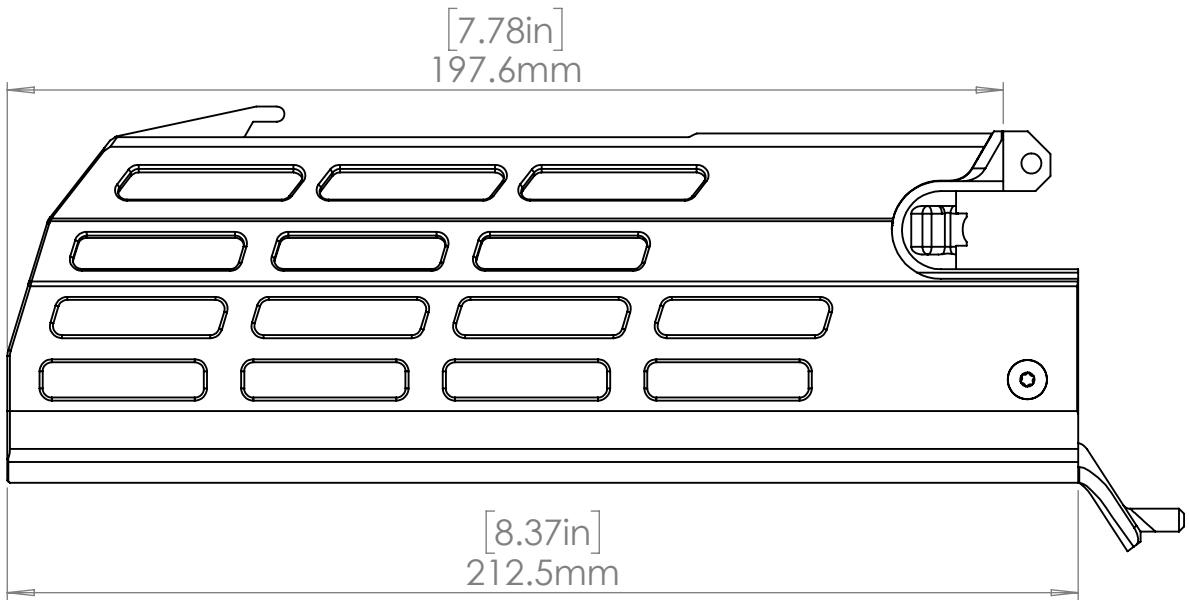
3

2

1



B



A

PROPRIETARY AND CONFIDENTIAL
THE INFORMATION CONTAINED IN THIS
DRAWING IS THE SOLE PROPERTY OF
BLK LBL CORP. ANY
REPRODUCTION IN PART OR AS A WHOLE
WITHOUT THE WRITTEN PERMISSION OF
BLK LBL CORP. IS PROHIBITED.

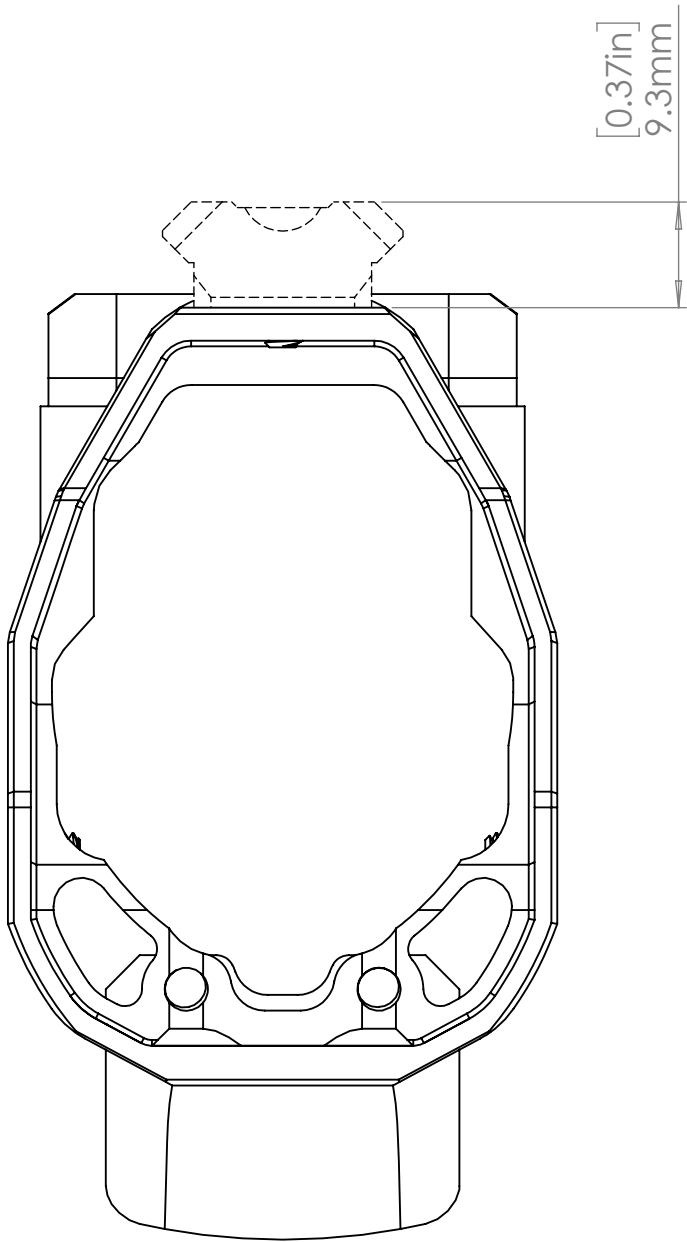
		UNLESS OTHERWISE SPECIFIED: DIMENSIONS ARE IN MILLIMETERS TOLERANCES: ANGULAR: ± 0.1 LINEAR: X ± 0.1 X.X ± 0.075 X.XX ± 0.05		NAME	DATE	BLK LBL	
			DRAWN		09/11/25		
			CHECKED				
			ENG APPR.				
		INTERPRET GEOMETRIC TOLERANCING PER:	MFG APPR.			TITLE: OVERALL LENGTH, WIDTH, AND HEIGHT DIMENSIONS	
		MATERIAL	Q.A.				
		FINISH	COMMENTS:			SIZE	DWG. NO.
NEXT ASSY	USED ON						REV
APPLICATION		DO NOT SCALE DRAWING			SCALE: 2:3		SHEET 1 OF 3

4

3

2


1



PRODUCT	MASS (g)
2-SLOT RAIL*	8
3-SLOT RAIL*	11
4-SLOT RAIL*	13
5-SLOT RAIL*	21
6-SLOT RAIL*	23
7-SLOT RAIL*	25


*INCLUDING MOUNTING HARDWARE

5-SLOT RAIL



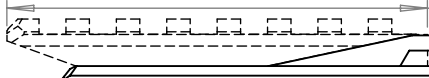
[2.75in]
69.8mm

6-SLOT RAIL




[2.91in]
73.9mm

7-SLOT RAIL




[3.29in]
83.5mm

2-SLOT RAIL



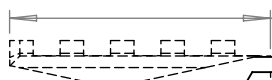
[1.25in]
31.8mm

3-SLOT RAIL

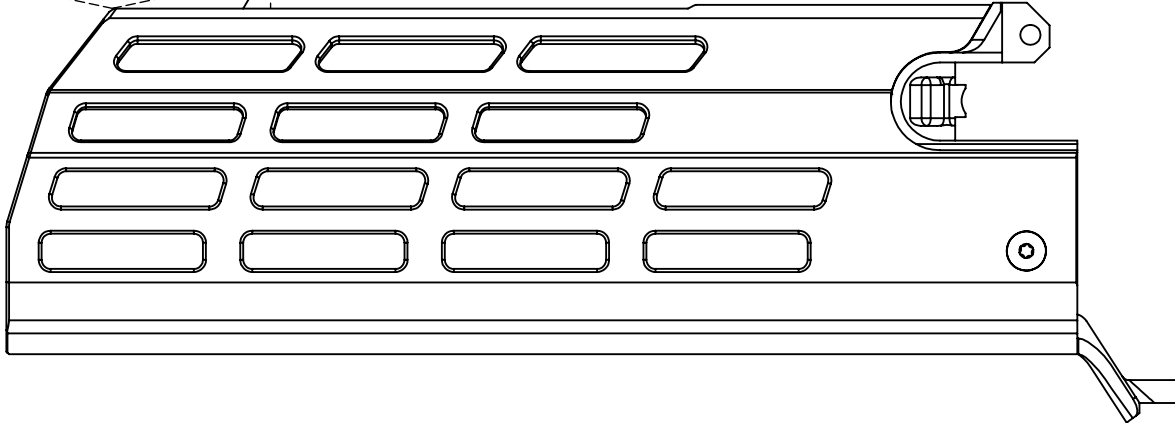
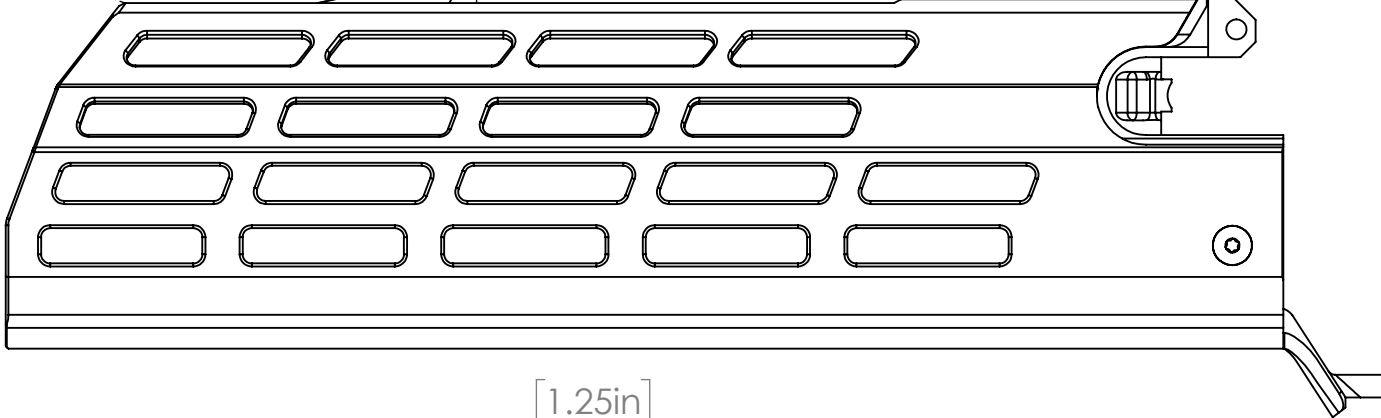


[1.64in]
41.8mm

4-SLOT RAIL



[2.04in]
51.8mm



ANGLED M-LOK SLOTS M-LOK ACCESSORY COMPATIBLE

PROPRIETARY AND CONFIDENTIAL
THE INFORMATION CONTAINED IN THIS
DRAWING IS THE SOLE PROPERTY OF
BLK LBL CORP. ANY
REPRODUCTION IN PART OR AS A WHOLE
WITHOUT THE WRITTEN PERMISSION OF
BLK LBL CORP. IS PROHIBITED.

		UNLESS OTHERWISE SPECIFIED: DIMENSIONS ARE IN MILLIMETERS TOLERANCES: ANGULAR: ± 0.1 LINEAR: X ±0.1 X.X ±0.075 X.XX ±0.05		NAME	DATE
			DRAWN		09/11/25
			CHECKED		
			ENG APPR.		
		INTERPRET GEOMETRIC TOLERANCING PER: MATERIAL	MFG APPR.		
			Q.A.		
			COMMENTS:		
NEXT ASSY	USED ON	FINISH			
APPLICATION		DO NOT SCALE DRAWING			

BLK LBL

TITLE:
TOP ACCESSORY RAIL
DIMENSIONS

SIZE DWG. NO. REV

SCALE: 2:3 SHEET 2 OF 3

X95 V3 HANDGUARDS

4

3

2

1

4

3

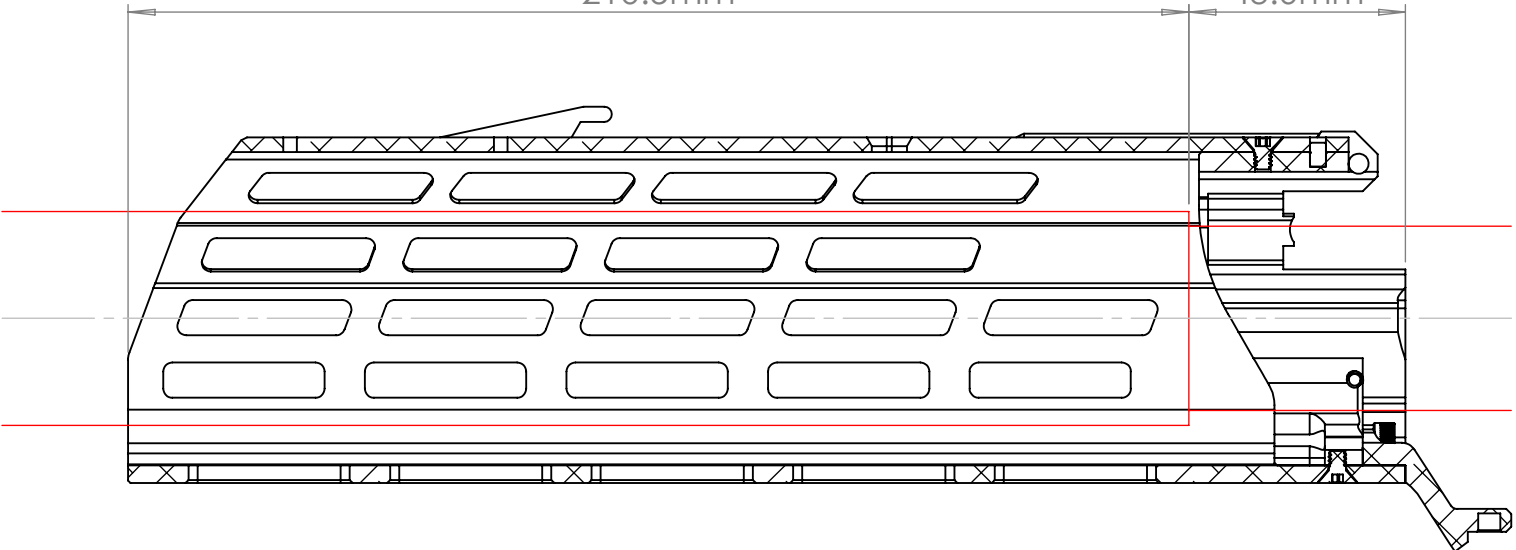
2

1

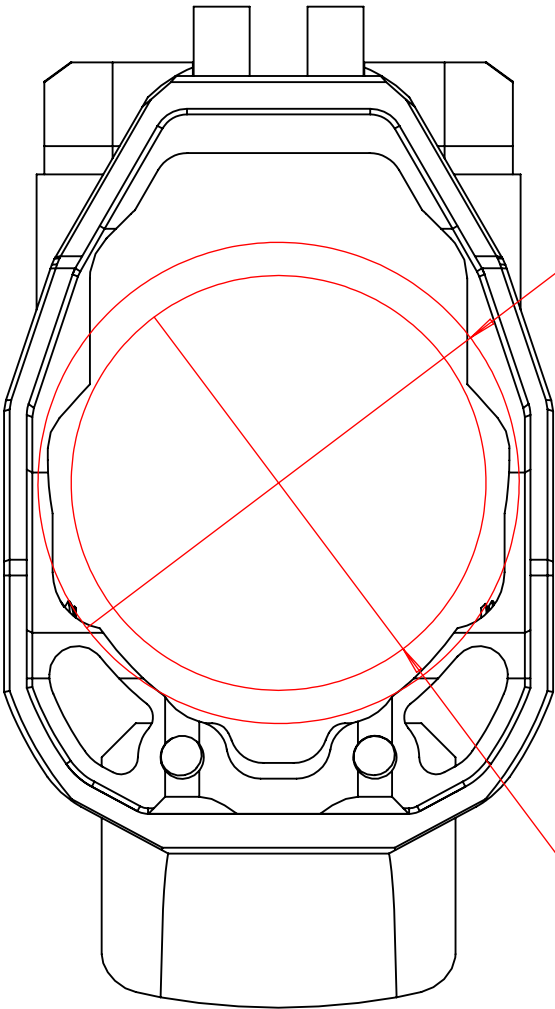
MAXIMUM SUPPRESSOR DEPTH
(CONSIDERING HANDGUARD ONLY)

[8.29in]
210.5mm

[1.69in]
43.0mm



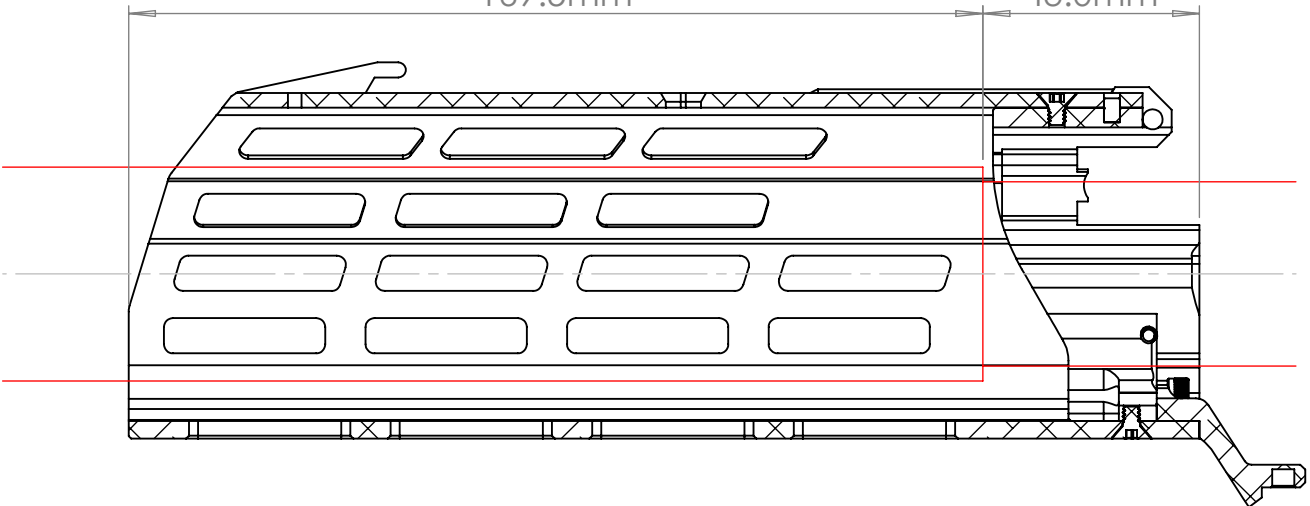
[1.67in max.]
Ø 42.4mm max.
SUPPRESSOR DIAMETER



[1.44in max.]
Ø 36.6mm max.
INSTALLATION CLEARANCE

[6.67in]
169.5mm

[1.69in]
43.0mm



B

B

A

A

X95 V3 HANDGUARDS

PROPRIETARY AND CONFIDENTIAL
THE INFORMATION CONTAINED IN THIS
DRAWING IS THE SOLE PROPERTY OF
BLK LBL CORP. ANY
REPRODUCTION IN PART OR AS A WHOLE
WITHOUT THE WRITTEN PERMISSION OF
BLK LBL CORP. IS PROHIBITED.

		UNLESS OTHERWISE SPECIFIED: DIMENSIONS ARE IN MILLIMETERS TOLERANCES: ANGULAR: ± 0.1 LINEAR: X ±0.1 X.X ±0.075 X.XX±0.05		NAME	DATE	BLK LBL —		
			DRAWN		09/11/25			
			CHECKED					
			ENG APPR.					
			INTERPRET GEOMETRIC TOLERANCING PER:	Q.A.			TITLE: SUPPRESSOR AND INSTALLATION CLEARANCE	
		MATERIAL	COMMENTS:					
		FINISH						
NEXT ASSY	USED ON							
APPLICATION		DO NOT SCALE DRAWING			SCALE: 2:3			SHEET 3 OF 3

4

3

2

1